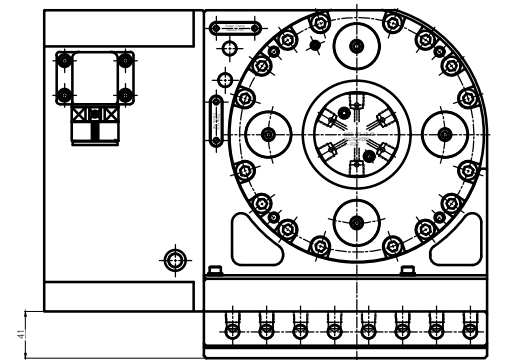
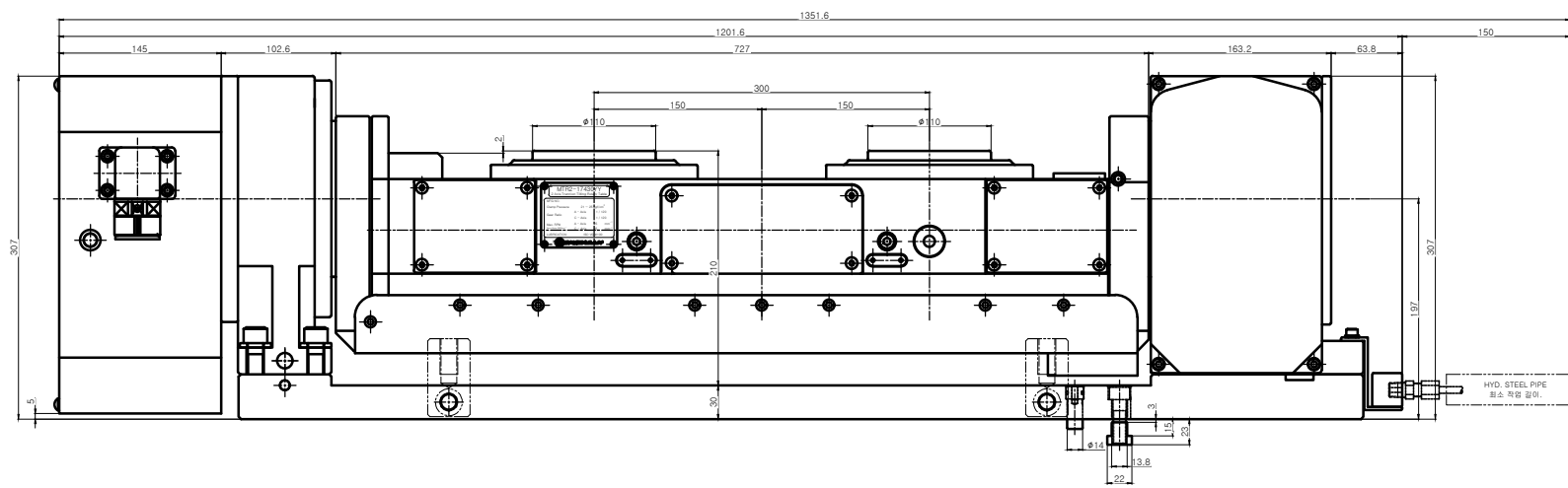
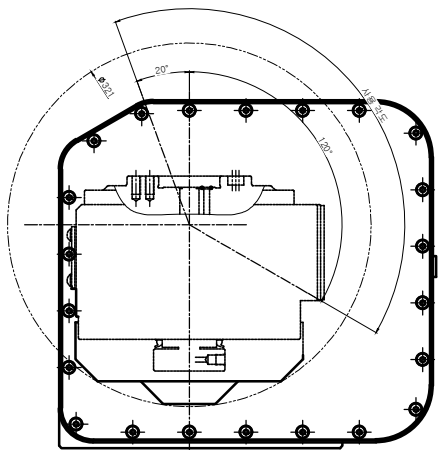


" 회전축 단면도 "



[MTR2-17430YY Specifications]			
A축 사양 (경사)	C축 사양 (회전)		
Tilting Angle	-20° ~ +120°	Rotating Angle	360°
Clamp Force	900 N.m	CLAMP FORCE	600 N.m
Clamp Pressure	21 ~ 25 kgf/cm ²	Clamp Pressure	21 ~ 25 kgf/cm ²
Gear Ratio	1 / 120	Gear Ratio	1 / 120
Max. RPM	25 (Max 300 min ⁻¹)	Max. RPM	25 (Max 300 min ⁻¹)
Servo Motor	SGM7P-15A7A6S	Servo Motor	SGM7P-15A7A6S
		Work Weight (kgf)	Left Axis : 40 Right Axis : 40

Weight : 220 kgf (유압 배관 포함)